

Trace the Shapes

Instructions:

- Identify and trace circles with finger
- Use light colored marker to trace each circle
- Re-trace using pencil or darker colored marker
- Review shape name and try to identify household object with similar shape




Down Syndrome Achievement Centers
educate. inspire. believe.

Playhouse Pals
Shapes
Purposeful Programs

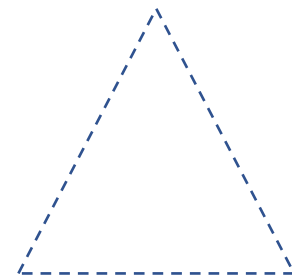
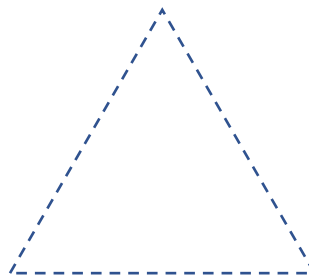
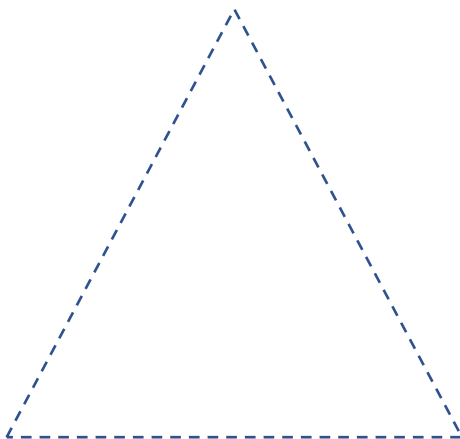
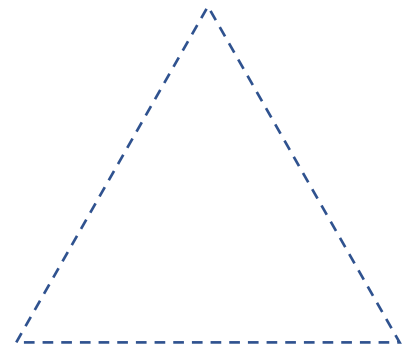
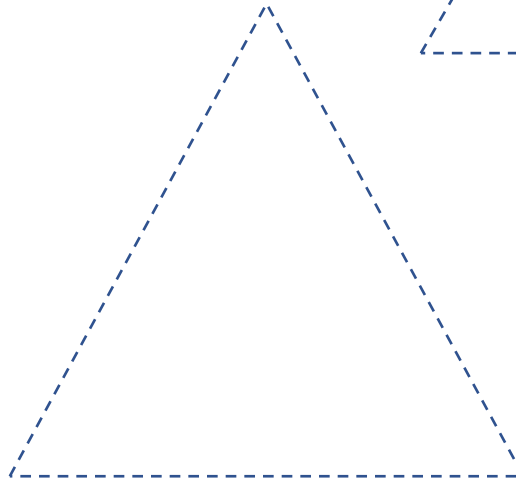
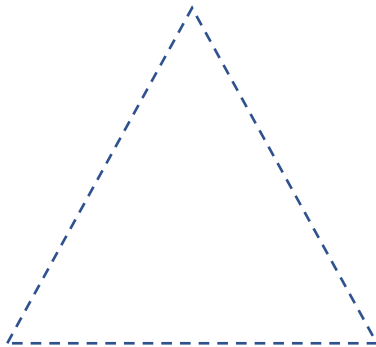
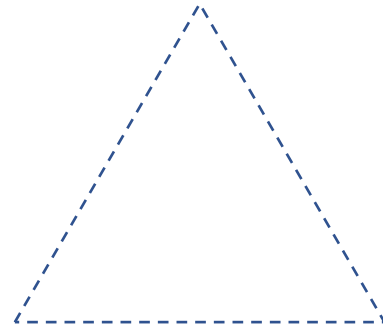
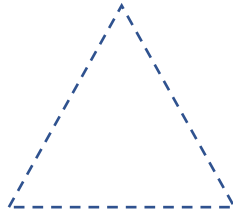
Trace the Shape - Circle

Name _____




Trace the Shape – Triangle

Name _____



Trace the Shape – Square

Name _____





Down Syndrome Achievement Centers
educate. inspire. believe.

Playhouse Pals
Shapes
Purposeful Programs

Trace the Shape – Rectangle

Name _____






Down Syndrome Achievement Centers
educate. inspire. believe.

Playhouse Pals
Shapes
Purposeful Programs


Trace the Shape – Oval

Name _____




Trace the Shape – Diamond

Name _____



Trace the Shape – Star

Name _____



Trace the Shape – Heart

Name _____

