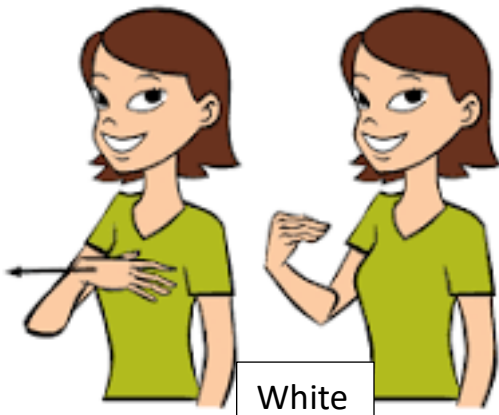

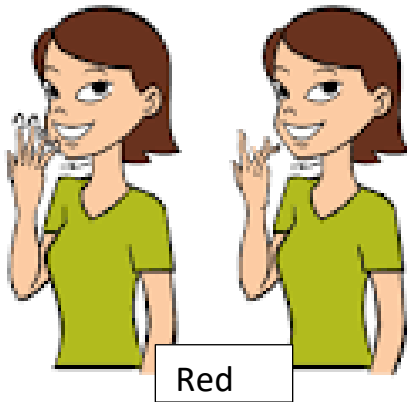


1. SONG: "Hello"  
It's our time to say HELLO to \_\_\_\_\_  
It's our time to say HELLO to \_\_\_\_\_  
It's our time to say HELLO to \_\_\_\_\_  
Say HELLO HELLO
2. SONG: It's time to start our day (to the tune of Farmer in the Dell)  
It's time to start our day  
It's time to start our day  
It's time to give a great big cheer  
And then be on our way  
HOORAY!
3. SONG: Days of the Week (to the tune of the Addams Family theme)  
Days of the week (clap clap)  
Days of the week (clap clap)  
Days of the week, days of the week, days of the week (clap clap)  
There's Sunday and there's Monday  
There's Tuesday and there's Wednesday  
There's Thursday and there's Friday  
And then there's Saturday  
Sing a-b-c above again  
TALK about what day it is TODAY
4. Introduce SIGNS of the week: Demonstrate sign TWO times—support with visual (see signs at end of lesson plan)
  - RED
  - BLUE
  - WHITE
  - FIREWORKS
5. COLOR BIRDS—RED, BLUE and WHITE (look for items that are each color)  
Red bird, red bird  
High in a tree  
How many red things do you see?  
Repeat for BLUE and WHITE
6. SONG: If You're Happy and You Know it (demonstrate sign for HAPPY)  
Clap your hands  
Stomp your feet  
Shout Hooray  
Do all 3

7. SONG: On Independence Day (Tune of Mary Had a Little Lamb)  
Fireworks go snap, snap, snap  
Crack, crack, crack  
Zap, zap, zap  
Fireworks make me clap, clap, clap  
On Independence Day  
Hooray!!
8. BOOK: *What's Inside* by Anthea Sieveking—Discuss items that are red/white/blue
9. SONG: Old MacDonald Had a Farm (use animals for visual)
10. SONG: Shaker Song  
Shake your shakers, shake, shake, shake  
Shake, shake, shake  
Shake, shake, shake,  
Shake your shakers, shake, shake, shake  
Shake your shaker  
Shake your shaker HIGH HIGH HIGH  
Shake your shaker LOW LOW LOW  
Shake your shaker FAST FAST FAST  
Shake your shaker SLOW SLOW SLOW
11. SONG: 5 Little Monkeys Jumping on the Bed (incorporate sign for JUMP)
  - a. Use visuals/count monkeys
12. SONG/BOOK for visual: Wheels on the Bus
13. SENSORY/ORAL MOTOR: Bubbles (review homemade bubble recipe-see below)
14. BUBBLE SONG: (support with visual of lyrics)  
5 little bubbles floating to the floor  
1 bubble popped and then there were 4  
4 little bubbles round as can be  
1 bubble popped and then there were 3  
3 little bubbles were flying just to you  
1 bubble popped and then there were 2  
2 little bubbles were having so much fun  
1 bubble popped and then there was 1  
1 little bubble round as the sun  
Until that bubble popped and then there were NONE!
15. GROSS MOTOR: Hokey Pokey (can use stuffed animal)
16. Review signs
17. SONG: "Goodbye"—Same as Hello Song—use Goodbye

EASY MAKE AT HOME BUBBLE RECIPE

- ½ cup of sugar—pour in a bowl. Add 4 cups warm water. Mix to dissolve
- Add ½ cup dish soap (blue dish soap works well). Mix
- Can use a kitchen whisk for a bubble stick. Enjoy!



Images retrieved from [www.babysignlanguage.com](http://www.babysignlanguage.com)