



Down Syndrome Achievement Centers
educate. inspire. believe.

SONG: "Hello"

It's our time to say HELLO to _____
It's our time to say HELLO to _____

It's our time to say HELLO to _____
Say HELLO HELLO

SONG: It's time to start our day (to the tune of Farmer in the Dell)

It's time to start our day
It's time to start our day
It's time to give a great big cheer

And then be on our way
HOORAY!

SONG: Days of the Week (to the tune of the Addams Family theme)

Days of the week (clap clap)
Days of the week (clap clap)
Days of the week, days of the week, days of
the week (clap clap)
There's Sunday and there's Monday

There's Tuesday and there's Wednesday
There's Thursday and there's Friday
And then there's Saturday
Sing a-b-c above again
TALK about what day it is TODAY

SIGNS of the week: Demonstrate sign TWO times—support with visual (see signs at end of lesson plan)

BLUE
GREEN

YELLOW
PURPLE

SONG: Color Song (to the tune of "If you're happy and you know it")

If your clothes have any yellow, any yellow
If your clothes have any yellow, any yellow
If your clothes have any yellow, smile like a
happy fellow
If your clothes have any yellow, any yellow

REPEAT for Purple----spin your finger in a
circle
REPEAT for Orange----put your finger on
your nose



Down Syndrome Achievement Centers
educate. inspire. believe.

BOOK: *Pooh's Five Little Honeypots* (Rocket Books, Inc)

SONG: Old MacDonald Had a Farm (use animals for visual)

SONG: Yellow song (to the tune of Twinkle Twinkle Little Star)

There are lots of yellow things
Hear me name them as I sing
The yellow sun up in the sky

A yellow bus comes passing by
Yellow cheese and yellow corn too
I like yellow, how about you!

SONG: Shaker Song

Shake your shakers, shake, shake, shake
Shake, shake, shake
Shake, shake, shake,
Shake your shakers, shake, shake, shake
Shake your shaker

Shake your shaker HIGH HIGH HIGH
Shake your shaker LOW LOW LOW
Shake your shaker FAST FAST FAST
Shake your shaker SLOW SLOW SLOW

Brown Bear, Brown Bear What Do You See

SONG: 5 Little Monkeys Jumping on the Bed (incorporate sign for JUMP)

- a. Use visuals/count monkeys

SONG/BOOK for visual: Wheels on the Bus

SENSORY/ORAL MOTOR: Bubbles (review homemade bubble recipe-see below)

BUBBLE SONG: (support with visual of lyrics)

5 little bubbles floating to the floor
1 bubble popped and then there were 4
4 little bubbles round as can be
1 bubble popped and then there were 3
3 little bubbles were flying just to you
1 bubble popped and then there were 2

2 little bubbles were having so much fun
1 bubble popped and then there was 1
1 little bubble round as the sun
Until that bubble popped and then there
were NONE!

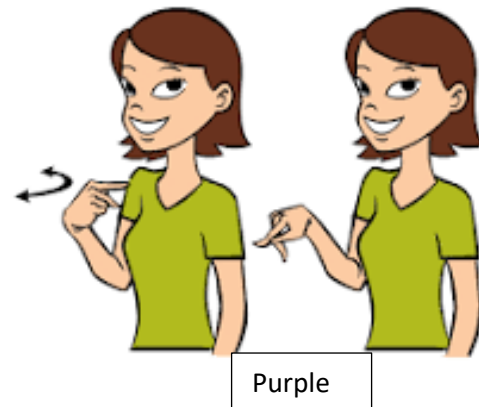

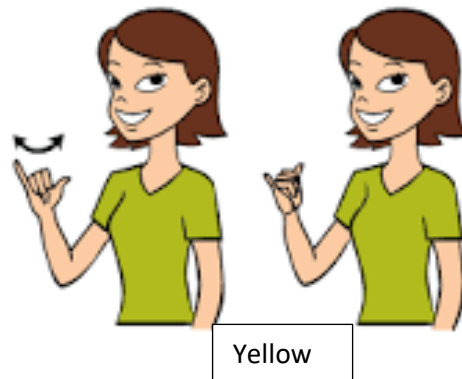
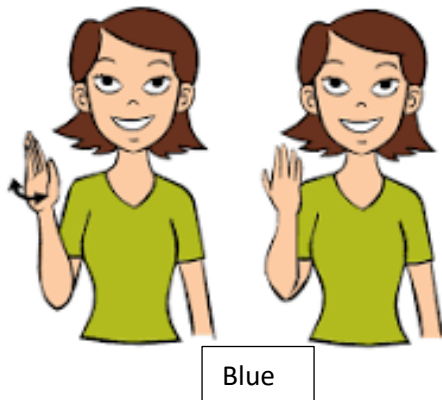
GROSS MOTOR: Hokey Pokey (can use stuffed animal)

Review signs

SONG: "Goodbye"—Same as Hello Song—use Goodbye

EASY MAKE AT HOME BUBBLE RECIPE

- ½ cup of sugar—pour in a bowl. Add 4 cups warm water. Mix to dissolve
- Add ½ cup dish soap (blue dish soap works well). Mix
- Can use a kitchen whisk for a bubble stick. Enjoy!



Images retrieved from www.babysignlanguage.com