

SONG: "Hello"

It's our time to say HELLO to \_\_\_\_\_

It's our time to say HELLO to \_\_\_\_\_

It's our time to say HELLO to \_\_\_\_\_

Say HELLO HELLO

SONG: It's time to start our day (to the tune of Farmer in the Dell)

It's time to start our day

It's time to start our day

It's time to give a great big cheer

And then be on our way

HOORAY!

SONG: Days of the Week (to the tune of the Addams Family theme)

Days of the week (clap clap)

Days of the week (clap clap)

Days of the week, days of the week, days of the week (clap clap)

There's Sunday and there's Monday

There's Tuesday and there's Wednesday

There's Thursday and there's Friday

And then there's Saturday

Sing a-b-c above again

TALK about what day it is TODAY

Introduce SIGNS of the week: Demonstrate sign TWO times—support with visual (see signs at end of lesson plan)

ANT

BEE

BUTTERFLY

SPIDER

BUG

COLOR BIRD-- (look for items that are RED)

RED bird, RED bird

High in a tree

How many RED things do you see?

SONG: If You're Happy and You Know it (demonstrate sign for HAPPY)

Clap your hands

Stomp your feet

Shout Hooray

Do all 3

SONG: Itsy Bitsy Spider (with book as visual -illustrated by Constance Basaluzzo)



Down Syndrome Achievement Centers  
educate. inspire. believe.

**LMNOP**  
**Purposeful Programs**  
**Bugs**

BOOK: *The Very Busy Spider* by Eric Carle

SONG: Old MacDonald Had a Farm (use animals for visual)

SENSORY: Ants in the Pants game (put the ants IN the pants)

SONG: Shaker Song

Shake your shakers, shake, shake, shake

Shake, shake, shake

Shake, shake, shake,

Shake your shakers, shake, shake, shake

Shake your shaker

Shake your shaker HIGH HIGH HIGH

Shake your shaker LOW LOW LOW

Shake your shaker FAST FAST FAST

Shake your shaker SLOW SLOW SLOW

SONG: 5 Little Monkeys Jumping on the Bed (incorporate sign for JUMP)

Use visuals/count monkeys

SONG/BOOK for visual: Wheels on the Bus

SENSORY/ORAL MOTOR: Bubbles (review homemade bubble recipe-see below)

BUBBLE SONG: (support with visual of lyrics)

5 little bubbles floating to the floor

1 bubble popped and then there were 4

4 little bubbles round as can be

1 bubble popped and then there were 3

3 little bubbles were flying just to you

1 bubble popped and then there were 2

2 little bubbles were having so much fun

1 bubble popped and then there was 1

1 little bubble round as the sun

Until that bubble popped and then there were NONE!


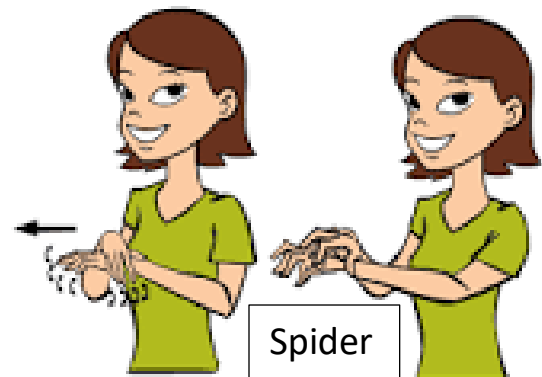


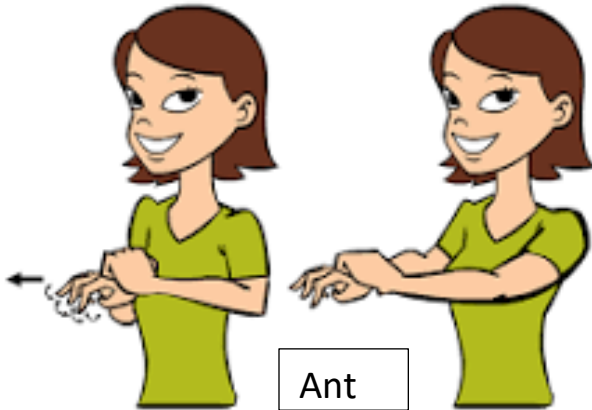
GROSS MOTOR: Hokey Pokey (can use stuffed animal)

Review signs

SONG: "Goodbye"—Same as Hello Song—use Goodbye

EASY MAKE AT HOME BUBBLE RECIPE

- ½ cup of sugar—pour in a bowl. Add 4 cups warm water. Mix to dissolve
- Add ½ cup dish soap (blue dish soap works well). Mix
- Can use a kitchen whisk for a bubble stick. Enjoy!



Images retrieved from [www.babysignlanguage.com](http://www.babysignlanguage.com)